

June 2022

Financial Analysis of Saudi Arabian Oil Company (Aramco)

Research Highlights:

Oil markets started performing better by the end of 2021 compared to few months ago which was due to the impact of COVID-19 pandemic. The global oil demand is expected to surpass pre-pandemic levels in 2022. We take this opportunity to analyse the company financials, its production capacity, peer comparisons, to assess how the Company performed in 2021 and Q1 2022.



Table of Contents

05 | CHAPTER 1
Introduction

08 | CHAPTER 2
Saudi Aramco Financial
Analysis

16 | CHAPTER 3
Peer Analysis

22 | CHAPTER 4
Appendix

List of Tables

Table 1.1	Company proven reserves
Table 1.2	Upstream production
Table 2.1	Income Statement
Table 2.2	Balance Sheet
Table 2.3	Income Statement –Q1 2022 vs Q1 2021
Table 3.1	Key Ratios Peer Comparison
Table 3.2	Common Size Income Statement Analysis Peer Comparison
Table 3.3	OPEC Spare Capacity (kbd)
Table 4.1	Investments in joint ventures and associates (USD Million)

List of Figures

Figure 2.1	Saudi Aramco Revenue by Segment - 2021 (USD Million)
Figure 2.2	Saudi Aramco Revenue from contracts with customers (USD Million)
Figure 2.3	Revenue from contract with customers in Q1 2022 (in USD millions)
Figure 2.4	Total Assets of Saudi Aramco (Q1 2022)
Figure 2.5	Assets of Saudi Aramco
Figure 2.6	Inventories of Saudi Aramco
Figure 2.7	Total Liabilities of Saudi Aramco (Q1 2022)
Figure 2.8	Gearing Ratio
Figure 2.9	Saudi Aramco Capital Expenditure (USD Million)
Figure 3.1	Saudi Aramco is the largest oil producer in the world
Figure 3.2	Operating Profit Margin of Saudi Aramco far higher than its global competitors (2021)
Figure 3.3	Gross Margin of Saudi Aramco far higher than its global competitors (2021)
Figure 3.4	Free Cash Flow in 2021 (USD Million)

Executive Summary

Founded in 1933, Saudi Aramco, officially the Saudi Arabian Oil Company, is a Saudi Arabian national petroleum and natural gas company based in Dhahran, Saudi Arabia. The Company is the world's largest integrated oil and gas company. Saudi Aramco is organized into business units based on the main types of activities. At December 31, 2021, Saudi Aramco had two reportable segments, Upstream and Downstream, with all other supporting functions aggregated into a corporate segment. Upstream activities include crude oil, natural gas and natural gas liquids exploration, field development and production.

Downstream activities consist primarily of refining and petrochemical manufacturing, supply and trading, distribution and power generation, logistics, and marketing of crude oil and related services to international and domestic customers. Corporate activities include primarily supporting services including Human Resources, Finance and IT is not allocated to Upstream and Downstream. This report analyses the performance of the Company for the five years ended December 31, 2021 and quarter ended March 31, 2022.

Did you know?

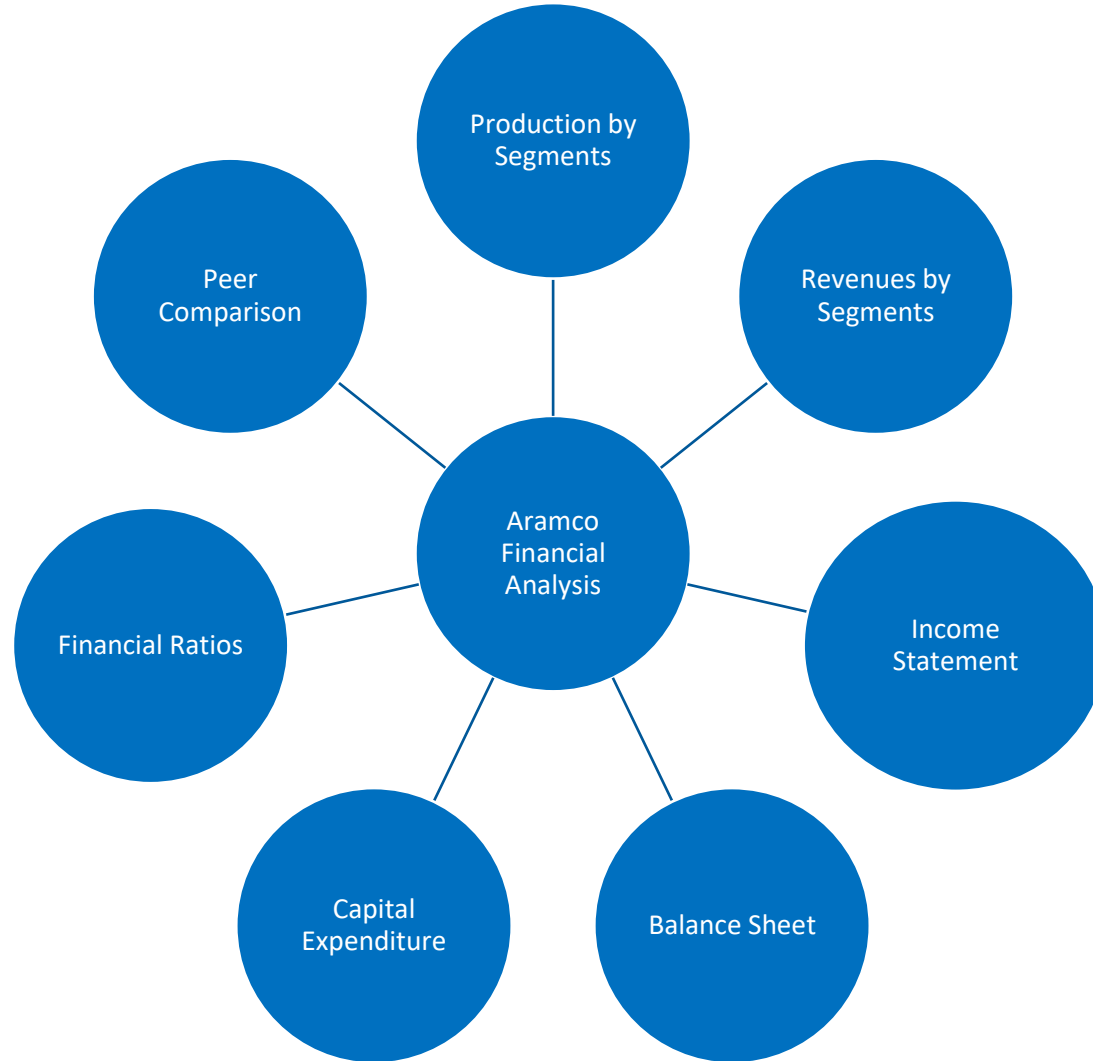
- Did you know that Aramco is the world's largest integrated oil and gas company.
- The Company's crude oil production accounted for approximately one in every ten barrels of crude oil produced globally in 2021.
- The Company's proved liquids reserves were more than five times the combined proved liquids reserve of the five major IOCs (BP, Chevron, ExxonMobil, Royal Dutch Shell, Total SA).
- The Company had a gross refining capacity of 6.8 million barrels per day and net refining capacity of 4.0 million barrels per day.
- Aramco earned net profit margin of 26.3% in 2021 while all the five major international oil companies either incurred net losses or single digit margins.
- Saudi Aramco has the lowest production cost of oil and gas in the world.
- The company earned net profit of USD 148 billion in Q1 2022 compared to a net profit of USD 81.4 billion in Q1 2021.

Interested to know more about the Saudi Aramco's financials? Find out in our latest report on the company.

Why purchase the report

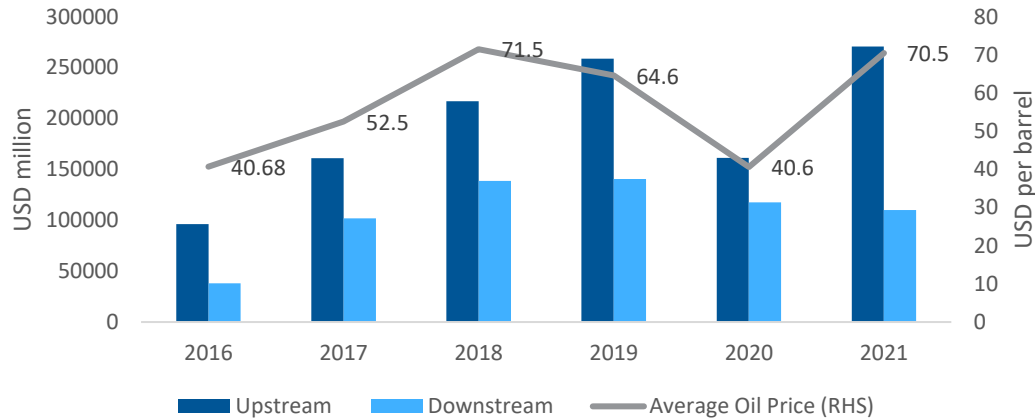
- **Report covers Q1 2022 performance:** The Report provides the financial and operating performance of the company for the five years ended December 31, 2021 and half year ended March 31, 2022.
- **Analysis covers Financial and Operating Details:** The report provides insights on a range of aspects of the company's operations and financials including capacity and production details, oil and gas reserves, production cost, capital expenditure, income statement and balance sheet analysis, free cash flows, key financial ratios, common size income statement analysis and peer comparison with the five major international oil companies.
- **Key Data Points:** The report presents important data points such as,
 - Upstream production details
 - Revenue by Segment
 - Assets & Liabilities details
 - Capital Expenditure by Segment
 - Income Statement & Balance Sheet Summary for 5 years
 - Key Ratio Analysis with peer comparison
 - Oil & Production Cost a Global Comparison

A 360. View

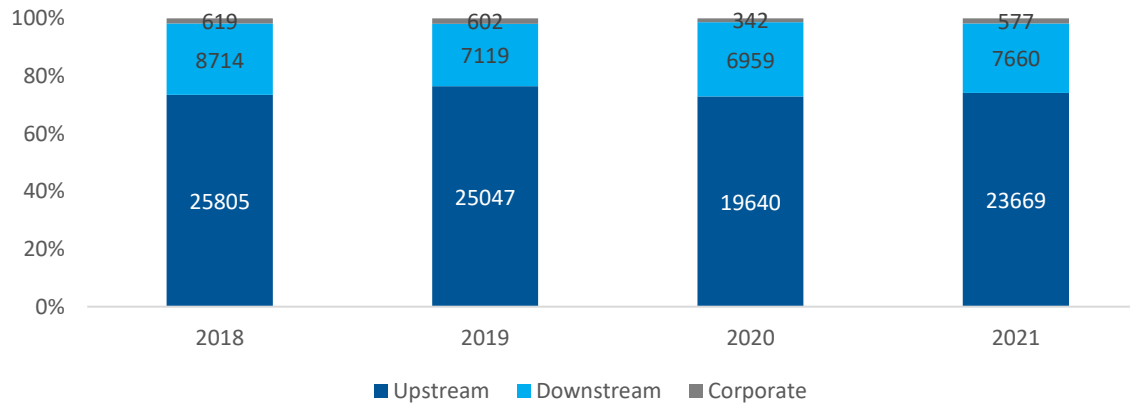


Key Discussion Points

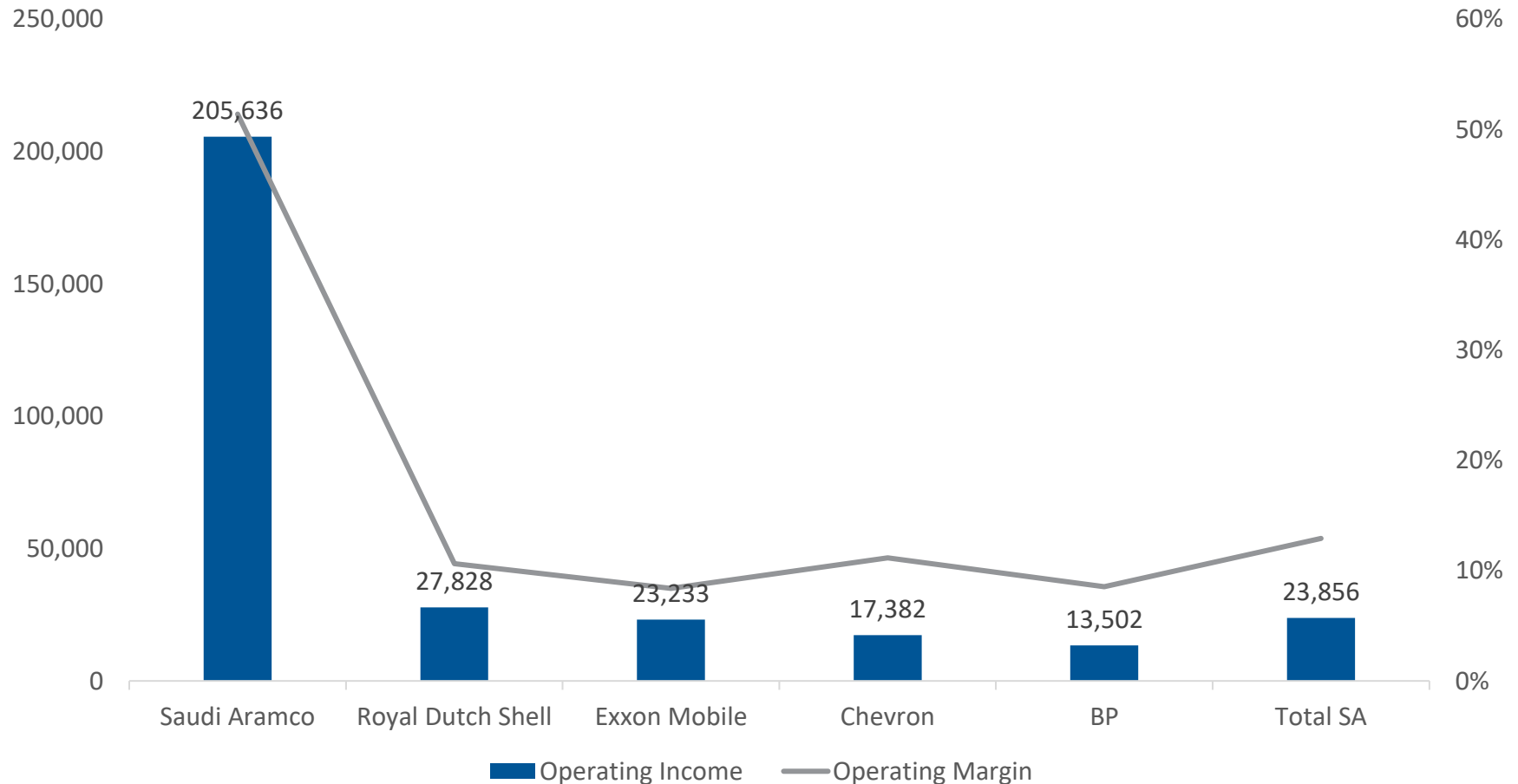
• Saudi Aramco Revenue by Segment (USD Million)



• Saudi Aramco Capital Expenditure (USD Million)



Excerpt: Operating Profit Margin of Saudi Aramco far higher than its global competitors



Contact Us

M.R. Raghu CFA, FRM

CEO

RMandagolathur@e-marmore.com

Karthik Ramesh

Director

KRamesh@e-marmore.com

Sankara Narayanan

AVP - Consulting and Advisory Services

snarayanan@e-marmore.com

To buy the full report, please

[Click here](#)

OR email us at enquiry@e-marmore.com

Would prefer talking to us? Call us at **+965 2224 8280**

Disclaimer

This report has been prepared and issued by Marmore MENA Intelligence Ltd (Marmore), a fully owned research subsidiary of Kuwait Financial Centre "Markaz" K.P.S.C. Marmore is a private limited company registered with the Registrar of Companies in India.

This Report is owned by Marmore and is privileged and proprietary and is subject to copyrights. Sale of any copies of this Report is strictly prohibited. This Report cannot be quoted without the prior written consent of Marmore. Any user after obtaining Marmore's permission to use this Report must clearly mention the source as "Marmore." The Report is intended to be circulated for general information only and should not to be construed as an offer to buy or sell or a solicitation of an offer to buy or sell any financial instruments or to participate in any particular trading strategy in any jurisdiction.

The information and statistical data herein have been obtained from sources we believe to be reliable, but no representation or warranty, expressed or implied, is made that such information and data is accurate or complete, and therefore should not be relied upon as such. Opinions, interpretations, estimates, and projections in this report constitute the current judgment of the author as of the date of this Report. They do not necessarily reflect the opinion of Marmore or other identified parties and are subject to change without prior notice. Marmore does not have an obligation to update, modify, or amend this report or to otherwise notify a reader thereof in the event that any matter stated herein, or any opinion, projection, forecast, or estimate set forth herein, changes or subsequently becomes inaccurate, or if research on the subject company is withdrawn.

This Report may not consider the specific investment objectives, financial situation, and the particular needs of any specific person who may receive this report. Investors are urged to seek financial advice regarding the appropriateness of investing in any security or investment strategy discussed or recommended in this report and to understand that statements regarding future prospects may not be realized. Investors should note that income from such securities, if any, may fluctuate and that each security's price or value may rise or fall. Investors should be able and willing to accept a total or partial loss of their investment. Accordingly, investors may receive back less than originally invested. Past performance is not necessarily indicative of future performance.

This report may provide the addresses of or contain hyperlinks to websites. Except to the extent to which the report refers to website material of Marmore, Marmore has not reviewed the linked site and takes no responsibility for the content contained therein. Such address or hyperlink (including addresses or hyperlinks to Marmore's own website material) is provided solely for your convenience and information, and the content of the linked site does not in any way form part of this document. Accessing such website or following such link through this report or Marmore's website shall be at your own risk.

For further information, please contact 'Marmore' at Email: enquiry@e-marmore.com; Tel: 0091-44-42316217.

About Marmore

Marmore MENA Intelligence is a fully-owned research subsidiary of Kuwait Financial Center 'Markaz'. Since 2006, Markaz Research has been at the forefront in disseminating thought-provoking, hard-data backed research reports. Marmore continues that legacy with a focused approach to providing actionable solutions for business leaders and policymakers.

Since its inception, Marmore has published over 700 research reports and covered more than 25 varied industries and infrastructure segments; all focused primarily on the GCC economies. (To view our Research Library, please [click here](#))

With over 30 policy and regulatory research studies published, Marmore has partnered with renowned regional think-tanks and opinion-leaders to publish some of these intellectually provoking policy research papers. These research studies aim to initiate dialogue and propose better solutions to existing economic conundrums. (To view our Policy & Regulatory research report, [click here](#))

Marmore provides research-based consulting solutions to help understand current market conditions, identify growth opportunities, assess supply/demand dynamics, and make informed business decisions.

Almost on a weekly basis, Marmore publishes thematic economic, industry, policy and capital market reports. Marmore has been recently conferred "Research Provider of the Year - 2018" award by Global Investor, a Euromoney Group company. To learn more, visit www.marmoremna.com

OUR JOURNEY SO FAR

- Over **700** reports/insights published
- Over **63** Client projects executed
- Frequent media citations and conference participation
- Active social media presence



/marmoremna



@marmoremna



marmore-mena

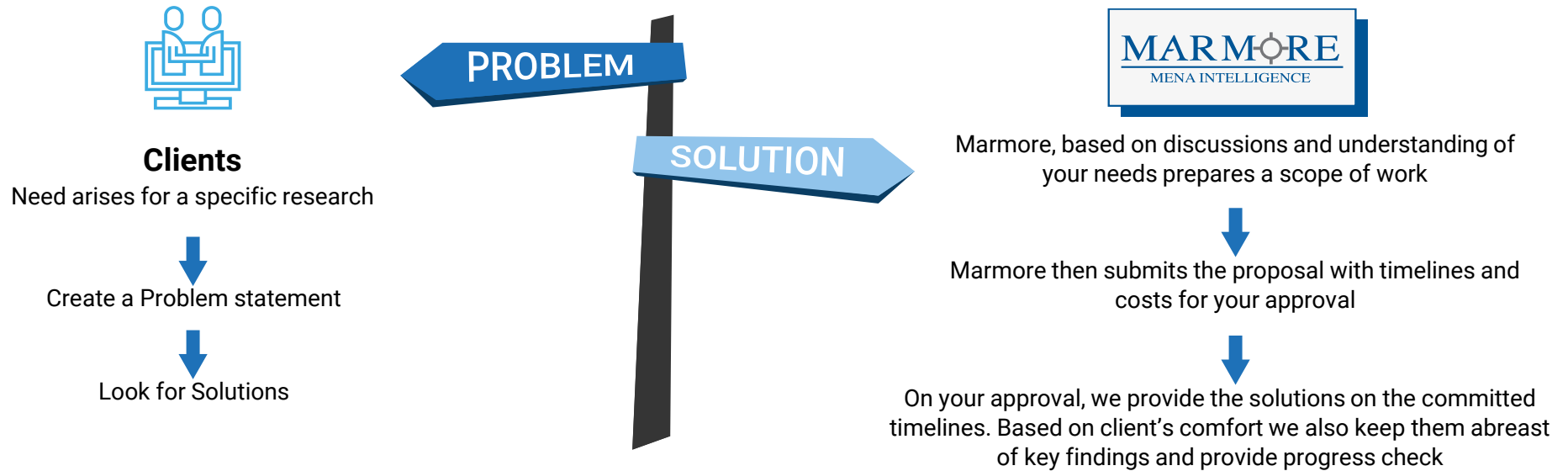


marmoreMENA

**RESEARCH
PROVIDER
OF THE YEAR**



Customized Research Offerings – You ask we Deliver



MARMORE CREDENTIALS

Case 1:

Problem: A leading Venture Capital firm wanted to establish itself as a thought leader in the VC space in Saudi Arabia for which it needed a customized research on Venture Capital industry

Solution: Marmore prepared a very comprehensive report for the client and also supported in popularizing the report on Digital platforms

Impact: The client received very positive response for the report and would be engaging with Marmore for more reports subsequently

Case 2:

Problem: A leading Kuwaiti Bank, set up its economic research desk, for which it needed support for creating very insightful reports in the Economic domain.

Solution: Once the topic was finalized and approved by the client Marmore prepared a very insightful report in the committed timeline.

Impact: The report was very well received by stakeholders. Marmore's effort in the creation of the first report resulted in subsequent report awards by the client. Marmore got into a long term agreement with the client to provide research support on a continuous basis.


POPULAR RESEARCH




Discover our reports at www.marmoremena.com

THANK YOU

MARMORE
MENA INTELLIGENCE

 marmore-mena

 @marmoremena

 marmoremena

 info@e-marmore.com

 +965 2224 8280

www.marmoremena.com